

Maths activities

Sorting

Collect 10 different toys or objects. Practise counting your collection forwards and backwards. Sort them into categories such as colours, size, shape. Arrange them from tallest to shortest.




Calendar activities

Mark off days on the calendar. Talk about what day it is today, tomorrow and yesterday. Sort/match the days of the week. Discuss what the weather is like today. Draw a symbol to describe.



Patterns

Use an ice tray and objects such as buttons, beads to create a pattern. Have students copy the pattern or create one of their own.



Board games

Play a board game such as snakes and ladders. Have students count as they move their counter forward.



Coin sorting

Have students sort coins according to colour size and shape. Place a piece of paper over the coins and have students rub over them with a pencil or crayon.



Pouring and comparing

Pour rice/lentils into different sized containers. Compare which container has more or less. Do the same with water.



Playdoh

Make numbers out of playdoh. Make balls to represent each number.




Lego/Duplo

Build towers using blocks. Count the number of blocks, make different sized towers and compare.




Dice games

Use a die, objects for counting and a cup. Roll the dice and add objects to the cup. See who can fill the cup first. Try subtracting by removing objects from the cup.



Shapes

Use wooden blocks or cut up paper towel tubes to dip in paint and make shape prints.



Clock

Make a clock using a paper plate. Talk about the numbers on a clock. Have students order the numbers 1-12 in a circle.



Cards

Play a card game such as uno.

