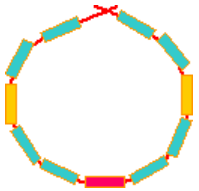






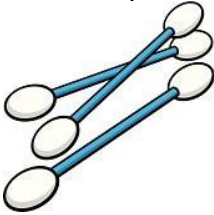
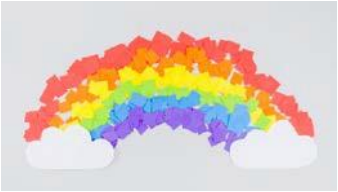




## Fine motor activities

<p><b>Threading</b> Thread some pasta or beads onto string to make a necklace</p> 	<p><b>Puzzles</b> Complete a jig-saw puzzle.</p> 	<p><b>Bottle spray</b> Fill a spray bottle with water and go outside to spray so plants. Practise writing your name or drawing shapes.</p> 	<p><b>Finger painting</b> Students create pictures using their fingers and hands.</p> 
<p><b>Pipe cleaners</b> Use pipe cleaners to make shapes or write your name. Thread beads onto the pipe cleaners.</p> 	<p><b>Straws</b> Thread straws into any objects that have holes e.g. colander. Cut up straws and thread onto string.</p> 	<p><b>Weaving</b> Cut paper into strips and weave. Fold paper in half and cut slits in the fold. Weave strips into paper.</p> 	<p><b>Cotton buds</b> Have students use cotton buds to create a painting.</p> 
<p><b>Collage making</b> Tear up paper and stick to create a collage. Make a shape or rainbow collage.</p> 	<p><b>Cutting</b> Practice cutting pictures out of newspaper or magazines.</p> 	<p><b>Tweezers/chopsticks</b> Use tweezers or chopsticks to practise picking up different objects and moving them from one container to the other.</p> 	<p><b>Pegs</b> Place pegs onto cardboard or around a plastic container such as an ice cream container.</p> 