












## English activities

<p><b>Read</b> Read/watch a book together. Have students point to objects/words in the story. Draw a picture about the book</p>  <p><a href="http://www.storylineonline.net">http://www.storylineonline.net</a> <a href="https://www.getepic.com/">https://www.getepic.com/</a></p>	<p><b>Sing</b> Sing songs or nursery rhymes. Play some music on youtube. Make up some actions.</p> 	<p><b>Name writing</b> Have students make their name out of playdoh or pegs. Cut up letters and have students match it to their name.</p> 	<p><b>I spy</b> Play I spy with students. Have students find objects in a picture book. Play online games.</p>  <p><a href="https://www.scholastic.com/ispy/games/">https://www.scholastic.com/ispy/games/</a></p>
<p><b>Scavenger hunt</b> Give students a list of objects to find in the house or garden. You may want to use pictures so students can match.</p>	<p><b>Letter sorting activities</b> Sort magnetic letters by colour, letter, uppercase, lowercase.</p>  <p><a href="https://fun-a-day.com/sorting-magnetic-letters">https://fun-a-day.com/sorting-magnetic-letters</a></p>	<p><b>Magazines</b> Use old newspapers or magazines to cut out letters to make words.</p> 	<p><b>games</b> Play games such as concentration, memory match and bingo.</p> 
<p><b>Playdoh Letters</b> Use playdoh to make letters. Practise making the letters of the alphabet or letters in your name.</p> 	<p><b>Tracing</b> Have students trace over simple shapes and lines using different coloured pencils or crayons or connect the dots.</p> 	<p><b>Scrambled sentences</b> Cut up simple sentences and get students to match words to make sentences.</p> 	<p><b>Typing</b> Practise your typing skills using the link below.</p>  <p><a href="https://www.typingclub.com/">https://www.typingclub.com/</a></p>